
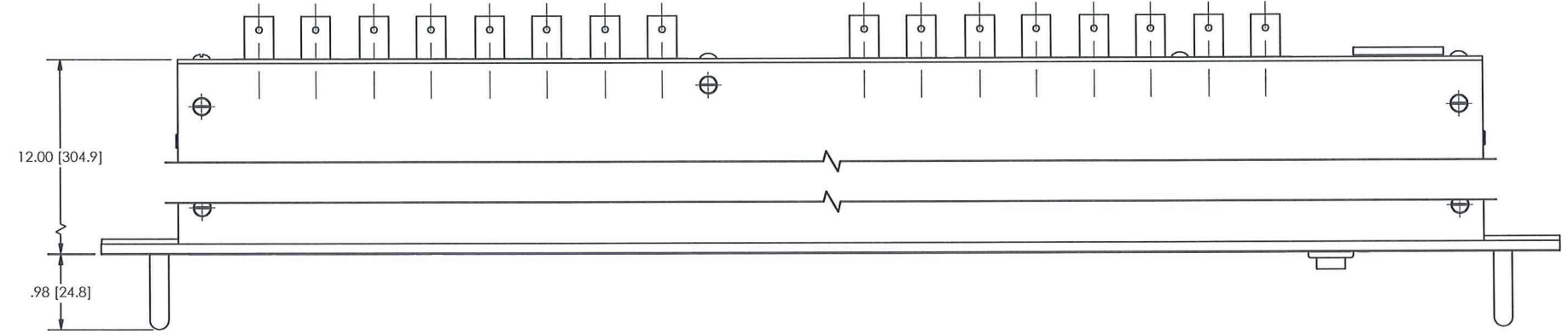
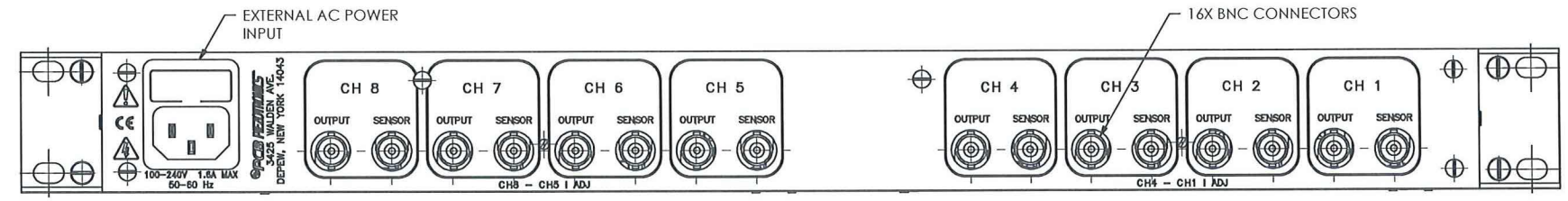


PCB Piezotronics Inc. claims proprietary rights in the information disclosed hereon. Neither it nor any reproduction thereof will be disclosed to others without the written consent of PCB Piezotronics Inc.

38442

REVISIONS		
REV	DESCRIPTION	DIN
B	UPDATED DIMENSIONS TO 1.75,18.3,1.25	40833



UNLESS OTHERWISE SPECIFIED TOLERANCES ARE:		DRAWN	CHECKED	ENGINEER
DIMENSIONS IN INCHES	DIMENSIONS IN MILLIMETERS [IN BRACKETS]	JDM	3/27/13	AJP
DECIMALS XX ±.03 XXX ±.010	DECIMALS X ±0.8 XX ±0.25	 TITLE OUTLINE DRAWING MODEL 483C05/15 SENSOR SIGNAL CONDITIONER		
ANGLES ± 2 DEGREES	ANGLES ± 2 DEGREES	3425 WALDEN AVE. DEPEW, NY 14043 (716) 684-0001 E-MAIL: sales@pcb.com		
FILLETS AND RADII .003 - .005	FILLETS AND RADII 0.07 - 0.13	CODE IDENT. NO. 52681	DWG. NO. 38442	SCALE: .75X SHEET 1 OF 1